What should we do about AI?

Let's ask students

A classroom activity guide for schools and districts to co-create AI policy together with students



LEGO education

Introduction

Somewhere between breakfast and bedtime, Artificial Intelligence (AI) became part of our students' childhood. It's in their searches, their homework helpers, embedded in social media, and even part of their creative projects. Students are figuring out AI in real-time, with or without us.

As educators, we're facing real questions.

- How do we help students use AI responsibly and ethically?
- How do we teach students to think critically when evaluating AI?
- How do we protect students while empowering them?
- And finally, how do we make sure AI strengthens their learning instead of stifling or replacing it?

There is a simple, yet powerful, way to find that balance: Welcome students into the conversation.

What if we asked students to lead conversations with educators to help write their school's AI policy?

We think it's a win-win-win scenario when students help build the guidelines. They gain agency and schools gain insights and ideas that we as adults couldn't possibly dream up without their help. The whole comunity gains a shared understanding of how AI can be used thoughtfully and safely.

This guide provides activities to bring students into the AI conversation. It helps educators and administrators elevate and amplify student perspectives to the center of AI policy creation. In this guide, find playful, structured activities prompting students to explore:

- What AI can do
- Where it falls short
- How to critically evaluate and apply it
- How it fits into their learning

Through these discussions, students become partners in creating AI policies that truly make sense for your classroom and school.

Start by visiting LEGOEducation.com/AI and watch the video “Student Voices in AI.”

It showcases real student voices in action as they collaborated to create an AI policy for their schools. Sixteen real students came together to reimagine the future of AI. They learned from each other, imagined, debated, and ultimately created nine guidelines outlining how AI should be used in their schools. View the nine guidelines they came up with below.

Kid AI Policy Posters

Show the video to your students as well so they can draw inspiration from the other students' discussions and ideas. Then, dive into the step-by-step activities that follow to begin co-creating AI policy with your students.

Great minds think ~~alike~~ together. After all, the best solutions come from collaboration.

Let's build this together!

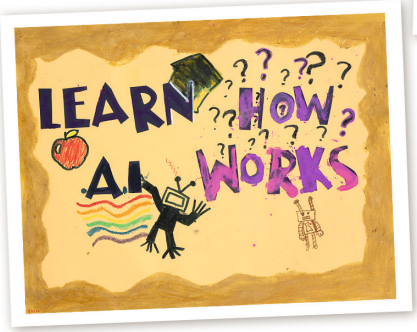



How to use this guide

This resource is designed for teachers and administrators of upper elementary and middle school students who may know the basics of AI but perhaps haven't used it extensively or know very little to nothing about AI. It can also easily be modified to serve both younger and older students.

Students will discuss tricky AI topics top of mind for all of us using the four included scenarios: Classroom Etiquette, Collaborative Learning, Privacy & Security, and Accessibility & Equity. The scenarios can help you and your students develop AI policies and guidelines for your context.

Each school and classroom has different needs regarding AI policy and guidelines, reflecting their individual progress and goals pertaining to their unique AI journey. In other words, each classroom, school, and district has its own rhythm and culture. Choose the approach that honors how your students learn best:

Approach 1: Youth Council (3–4 sessions)

Think of this as your classroom's AI think tank. Select a recurring group of 8–10 students who explore all scenarios together. This consistency lets students develop expertise over time and build on previous conversations. Ensure you recruit a range of students to reflect different perspectives, backgrounds, and experience levels.

Approach 2: Focus Groups (1 session per scenario)

This approach amplifies students' voices by rotating small groups of 3-5 students through focused discussions so every student can voice their thoughts as part of the process. This allows you to gather a wide range of perspectives.

Aim for a mix of volunteers and teacher-recommended students to ensure diverse voices in the room. Try to recruit student participants who have a wide range of experience with AI to ensure different voices are heard, regardless of their level of exposure to AI. The goal is to engage in meaningful discussions based on authentic experiences.

what you need

- Printed activity sheets or notebooks
- Chart paper or sticky notes
- Markers and/or pens
- Optional: devices for demonstrating AI tools (no logins required)

Facilitation Tips:

- Consider grouping students with complementary strengths.
- Appoint a facilitator and a recorder.
- Encourage students to build on each other's ideas.
- Notice which students need support entering the conversation or when one student may be overpowering the dialogue.
- Rotate roles so all students experience different responsibilities.

Before beginning, establish new or reinforce existing community norms with your students, such as:

- We listen to everyone and do not interrupt.
- We apply the "yes, and" principle while brainstorming.
- We assume positive intent and are open to different thoughts and opinions when it comes to AI.
- We speak from our personal experience and use "I" statements to avoid generalizing.
- We disagree respectfully, challenging ideas, not people.
- We are honest about what we know and what we don't.
- We respect the privacy of others and ensure that any personal stories shared during brainstorming remain confidential.

Activity Workbook

Each activity follows the 5E instructional model for each of the scenarios in the next section:

Engage: Pique students' curiosity by showing them the "Student Voices in AI" video and sharing the scenario.

Explore: Students collaborate to identify what they need to know about the scenario and explore it using the scenario's discussion prompts.

Explain: Students explain their findings from the exploration phase and share their individual opinions as they debate the scenario.

Elaborate: After debating each scenario, help students move from ideas to recommendations. Ask students to create mini-policies based on their discussion.
For example:

- "Students may use AI for brainstorming but must develop final answers themselves."
- "Students should verify AI responses with at least two trusted sources."

"Students should not share personal information with ***any*** AI tool."

Evaluate: Situations schools will encounter in the real world will come with their own nuances that may require a different approach.

As students determine where flexibility is needed, encourage them to identify and reflect on the “asterisk” moments when teachers might need exceptions. Encourage students to think about how a rule or guideline could apply to different scenarios. For example, certain rules should vary depending on:

- Subject area
- Type of assignment
- Teacher preference

Scenarios

1. Classroom Etiquette

Scenario:
Students want to use AI to research a topic. AI can sometimes produce inaccurate information. Is there a right way to use AI for schoolwork? How can students use AI so that the research results are ethical and accurate?

Discussion Prompts: What should AI help with, and what should students do on their own?

- How should students evaluate AI and check whether or not the AI's answer is correct?
- How can students be honest about using AI? How can students avoid plagiarism and cite AI use appropriately?
- When should students use AI to help, and when is a teacher better?

2. Collaborative Learning

Scenario:
In a group project, some students use AI to brainstorm ideas while others use only their brain power. Should that be allowed? Why or why not?

Discussion Prompts: What should AI help with, and what should students do on their own?

- Should all students have equal access to AI?
- Should all students use AI in the same way?

- Is AI a tool that helps, or does it create an unfair advantage?
- When are mixed approaches okay?

3. Privacy & Security

Scenario:
Students want to use AI for a project. The AI is perfect for their needs, but it also collects user data. Should they use it?

Discussion Prompts: What should AI help with, and what should students do on their own?

- What information should never be shared with AI tools?
- How should students review the AI's privacy policy? Who should review it?
- Who should decide whether a tool is safe? Students? Teachers? Parents?

4. Accessibility & Equity

Scenario:
All students may have access to free AI tools, but students have different levels of AI literacy. How do we level the playing field?

Discussion Prompts:

- What do we think students need to understand about AI?

- Should the school offer AI curricula?
- How can we ensure everyone has access to the same high-quality AI tools? Who should provide it and pay for it?
- What rules would help ensure that all students benefit equally from AI?

Bringing it All Together

1. Collect Student Insights thoughts

Gather sticky notes, worksheets, whiteboard photos, and quotes.

2. Look for Themes

Common categories may include:

- Equity
- Honesty & Academic Integrity
- Safety & Privacy
- Collaboration Norms
- Teacher Flexibility
- Student Questions for Adults
- Evaluating and Assessing AI for Misinformation

3. Draft Your AI Guidance

Use the themes to create guiding principles and practical recommendations for a potential AI policy for your classroom or school. Emphasize that your policy is a living document that will evolve as technology changes, and your school's priorities and goals change. Share this work with administration at your school or district.

4. Share Back with Students and Parents

For your policy to be adopted, it must be easily understood by everyone. Bringing students into the process as co-creators will ensure that policies are easy to understand and grasp.

Show students how their ideas have directly influenced your school or district's AI policy or the next steps you're taking, while also gauging their understanding. This reinforces student agency and keeps the conversation going. Finally, consider sharing this work with parents to involve them in the process and show them how their children are contributing to these important conversations.

5. Explore Additional Resources

We've curated a few additional recommended resources to support educators as you continue the AI conversation with your students:

- https://www.teachai.org/toolkit
- https://csteachers.org/ai-priorities/
- https://dayofai.org/

Ignite the AI conversation with your students today and start your own AI policy journey!

LEGOeducation.com/AI

LEGO, the LEGO logo, LEGO Education, and the LEGO Education logo are trademarks of the LEGO Group. ©2026 The LEGO Group. All rights reserved.