

Snap Training

QUICK START



Ages:

3-6 with help

7+ by myself



about 1 hour


intelino®

NAME _____



Hi, I'm Jamy! I'm a new J-1 engine.
Can you help me learn how to ride?

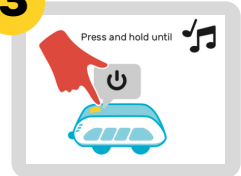
1



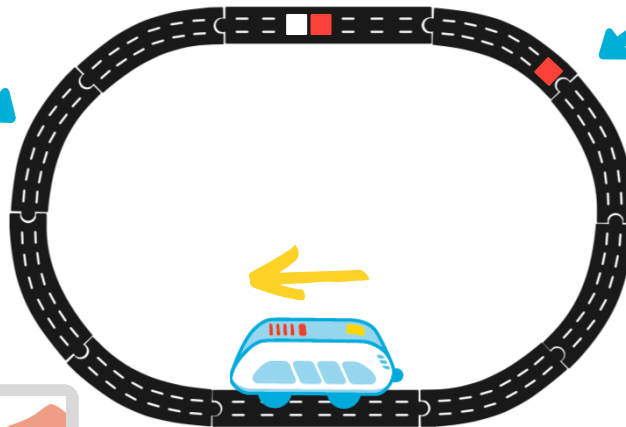
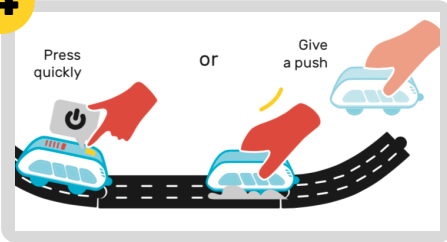
2

2 red 
1 white 




3



4



What happens?


Which one works:   or  ?



Turn around!

Now, let the engine drive the other way around.

How do you need to change the snaps to make the train stop?



Challenge

Can you figure out how to make the engine go backwards?


Word Bank



tracks



engine



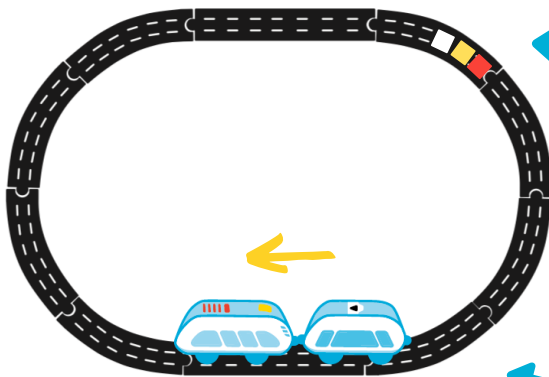
action
snaps



command



Great! Now let's take a look at my wagon.



1

- 1 yellow
- 1 white
- 1 red

2



Make sure the wagon points to the engine

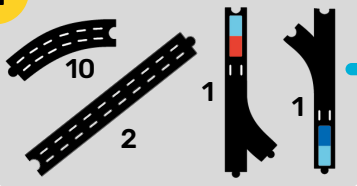


What does the new command ☐ ☐ ☐ do?



And finally, we will learn how to steer. This is the last train driving exercise. Let's make a new track!

1



2

- 3 blue
- 2 white
- 1 green

3



How do the ☐ and ☐ snaps make the engine turn?

Word Bank



wagon



split tracks



Well done! You deserve some play time!!!

PLAY TIME!



Use the **command sheet** and try out other commands!



Make sure you remember these rules:

1

Always start with a white snap
(unless you're on a split track)



or



2

Don't break up commands



or





Now it's time for your train driving test. Ready?
Pick the one that's right for you!

Ages 3-6
(with a helper)

Intelino Train Test

Answer the questions and find the hidden word!



- 1** Which command makes the train stop for 2 seconds?

i

f
- 2** How do you make the engine drive?

a Press the button until you hear a sound.

n Give it a push or press the button quickly.
- 3** Which snap makes the engine go straight at splits?

n Blue snap

t Green snap
- 4** Can this work?

b Yes

e No
- 5** Which command makes the wagon drop off?

l

o
- 6** What snap do most commands start with?

i White snap

t Blue snap
- 7** What do you need to remember when you connect the wagon to the engine?

u Point the arrow away from the engine.

n Point the arrow towards the engine.
- 8** Which command makes the engine go super fast?

o

k

**Hidden
Word**

1 2 3 4 5 6 7 8



Now it's time for your train driving test. Ready?
Pick the one that's right for you!

Ages 7+

Intelino Train Test

Match answers and questions to find the hidden word!



1 Which command makes the train stop for 2 seconds?



2 How do you make the engine drive?

e No

3 Which snap makes the engine go straight at splits?

n Point the arrow towards the engine.

4 Can this work?



5 Which command makes the wagon drop off?

t Green snap

6 What snap do most commands start with?

n Give it a push or press the button quickly.

7 What do you need to remember when you connect the wagon to the engine?



8 Which command makes the engine go super fast?

i White snap

Hidden
Word

1

2

3

4

5

6

7

8